

# Enabling two-way audio for Remote Learning

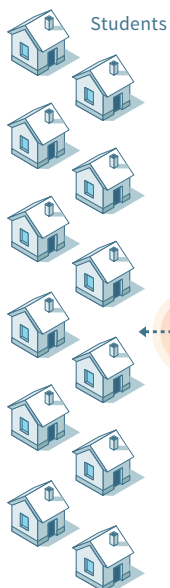
## Lightspeed Media Connector interfaces with your classroom computer for live video conferencing



Media Connector delivers wireless two-way audio to and from the Lightspeed classroom audio system:

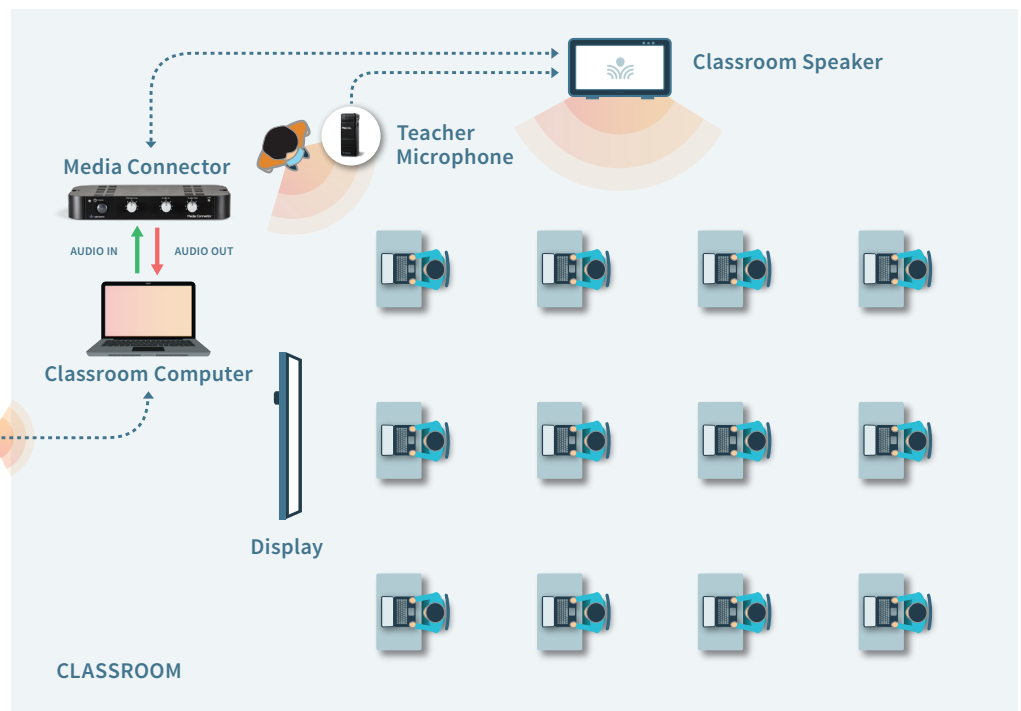
- **Remote learners are heard** by the teacher and students in the room through the classroom speaker.
- **The teacher is heard clearly** by all remote learners via direct audio from the teacher's microphone.
- **Interactive displays** with onboard computers can interface directly with the Media Connector.

### REMOTE LEARNING



Live Video Conferencing

2-Way Audio



# Audio Adapters for Computer Audio Interface

If your computer or interactive panel does not have independent input (microphone) and output (headphone) connections, an audio adapter will be required to properly interface with the Media Connector.

- Determine if an adapter is needed and which one: USB-A, USB-C or 3.5mm TRRS (not available from Lightspeed).
- If USB-C or USB-A adapter is required, it should comply with the USB audio standard that does not require drivers.
- Make the audio connections using the 3.5mm audio cables and adapter (where required). Depending on your computer's operating system, audio input and output settings may need to be manually selected in system audio settings.

Our service team is available if you have any questions about installing or using for your Lightspeed components.

1-800-732-8999  
[www.lightspeed-tek.com](http://www.lightspeed-tek.com)



## Computer Audio Connection

USB-C Audio Interface



USB-A Audio Interface



3.5mm Headphone/Mic Combo Jack




## Audio Adapter Type

USB-C 2-way Audio Adapter

USB-A 2-way Audio Adapter

3.5mm TRRS 2-way Audio Splitter



MEDIA CONNECTOR JACKS



FRONT